

Dear Students

Due to the unprecedented situation, Knowledgeplus Training center is mobilized and will keep accompanying and supporting our students through this difficult time.

Our Staff will be continuously, **sending notes and exercises on a weekly basis** through **what's app and email**. Students are requested to **copy the notes and do the exercises** on their copybooks.

The answers to the questions below will be made available on our website on **knowledgeplus.mu/support.php**.

Please note that these are extra work and notes that we are providing our students and **all classes will be replaced during the winter vacation**.

We thank you for your trust and are convinced that, together, we will overcome these troubled times

Operating System - Process Scheduling

Definition

The process scheduling is the activity of the process manager that handles the removal of the running process from the CPU and the selection of another process on the basis of a particular strategy.

Process scheduling is an essential part of a Multiprogramming operating systems. Such operating systems allow more than one process to be loaded into the executable memory at a time and the loaded process shares the CPU using time multiplexing.

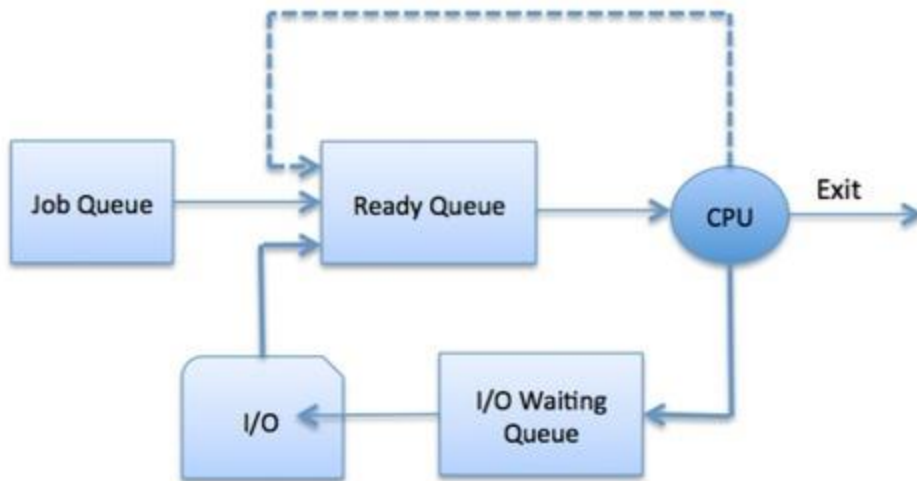
Process Scheduling Queues

The OS maintains all PCBs in Process Scheduling Queues. The OS maintains a separate queue for each of the process states and PCBs of all processes in the same execution state are placed in the same queue. When the state of a process is changed, its PCB is unlinked from its current queue and moved to its new state queue.

The Operating System maintains the following important process scheduling queues –

- **Job queue** – This queue keeps all the processes in the system.
- **Ready queue** – This queue keeps a set of all processes residing in main memory, ready and waiting to execute. A new process is always put in this queue.

- **Device queues** – The processes which are blocked due to unavailability of an I/O device constitute this queue.



The OS can use different policies to manage each queue (FIFO, Round Robin, Priority, etc.). The OS scheduler determines how to move processes between the ready and run queues which can only have one entry per processor core on the system; in the above diagram, it has been merged with the CPU.

Operating System Scheduling algorithms

A Process Scheduler schedules different processes to be assigned to the CPU based on particular scheduling algorithms. There are six popular process scheduling algorithms which we are going to discuss in this chapter –

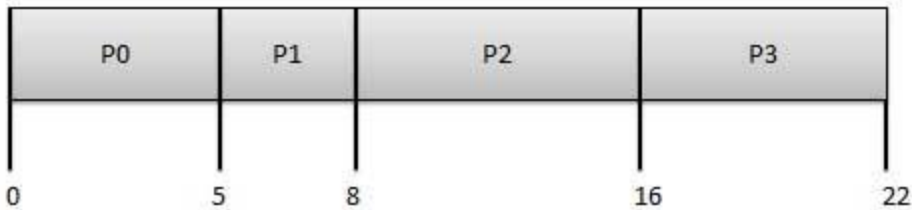
- First-Come, First-Served (FCFS) Scheduling
- Shortest-Job-Next (SJN) Scheduling
- Priority Scheduling
- Shortest Remaining Time
- Round Robin(RR) Scheduling
- Multiple-Level Queues Scheduling

These algorithms are either **non-preemptive or preemptive**. Non-preemptive algorithms are designed so that once a process enters the running state, it cannot be preempted until it completes its allotted time, whereas the preemptive scheduling is based on priority where a scheduler may preempt a low priority running process anytime when a high priority process enters into a ready state. (Important)

First Come First Serve (FCFS)

- Jobs are executed on first come, first serve basis.
- It is a **non-preemptive**, pre-emptive scheduling algorithm.
- Easy to understand and implement.
- Its implementation is based on FIFO queue.
- Poor in performance as average wait time is high.

Process	Arrival Time	Execute Time	Service Time
P0	0	5	0
P1	1	3	5
P2	2	8	8
P3	3	6	16



Wait time of each process is as follows –

Process	Wait Time : Service Time - Arrival Time
P0	$0 - 0 = 0$
P1	$5 - 1 = 4$
P2	$8 - 2 = 6$
P3	$16 - 3 = 13$

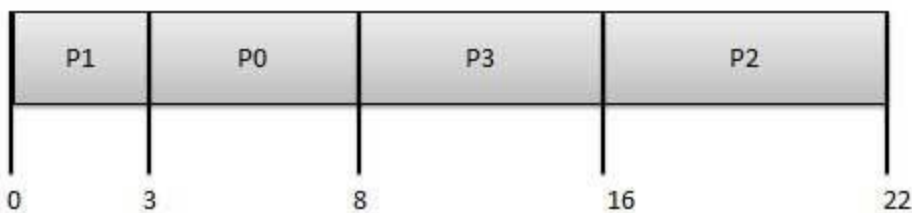
Average Wait Time: $(0+4+6+13) / 4 = 5.75$

Shortest Job Next (SJN)

- This is also known as **shortest job first**, or SJF
- This is a non-preemptive, pre-emptive scheduling algorithm.
- Best approach to minimize waiting time.

- Easy to implement in Batch systems where required CPU time is known in advance.
- Impossible to implement in interactive systems where required CPU time is not known.
- The processor should know in advance how much time process will take.

Process	Arrival Time	Execute Time	Service Time
P0	0	5	3
P1	1	3	0
P2	2	8	16
P3	3	6	8



Wait time of each process is as follows –

Process	Wait Time : Service Time - Arrival Time
P0	$3 - 0 = 3$
P1	$0 - 0 = 0$
P2	$16 - 2 = 14$
P3	$8 - 3 = 5$

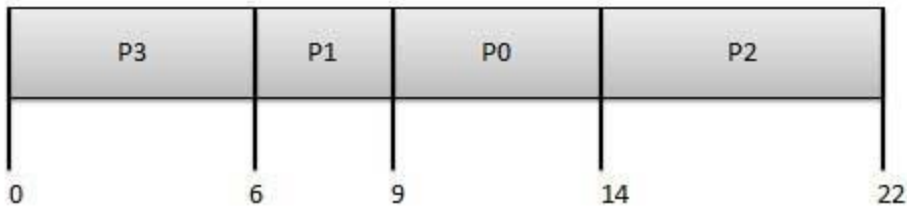
Average Wait Time: $(3+0+14+5) / 4 = 5.50$

Priority Based Scheduling

- Priority scheduling is a non-preemptive algorithm and one of the most common scheduling algorithms in batch systems.
- Each process is assigned a priority. Process with highest priority is to be executed first and so on.
- Processes with same priority are executed on first come first served basis.

- Priority can be decided based on memory requirements, time requirements or any other resource requirement.

Process	Arrival Time	Execute Time	Priority	Service Time
P0	0	5	1	9
P1	1	3	2	6
P2	2	8	1	14
P3	3	6	3	0



Wait time of each process is as follows –

Process	Wait Time : Service Time - Arrival Time
P0	$9 - 0 = 9$
P1	$6 - 1 = 5$
P2	$14 - 2 = 12$
P3	$0 - 0 = 0$

Average Wait Time: $(9+5+12+0) / 4 = 6.5$

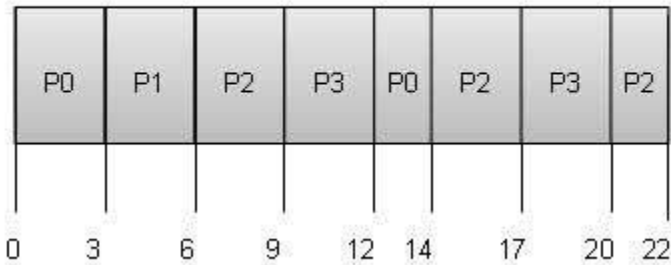
Shortest Remaining Time

- Shortest remaining time (SRT) is the preemptive version of the SJN algorithm.
- The processor is allocated to the job closest to completion but it can be preempted by a newer ready job with shorter time to completion.
- Impossible to implement in interactive systems where required CPU time is not known.
- It is often used in batch environments where short jobs need to give preference.

Round Robin Scheduling

- Round Robin is the preemptive process scheduling algorithm.
- Each process is provided a fix time to execute, it is called a **quantum**.
- Once a process is executed for a given time period, it is preempted and other process executes for a given time period.
- Context switching is used to save states of preempted processes.

Quantum = 3



Wait time of each process is as follows –

Process	Wait Time : Service Time - Arrival Time
P0	$(0 - 0) + (12 - 3) = 9$
P1	$(3 - 1) = 2$
P2	$(6 - 2) + (14 - 9) + (20 - 17) = 12$
P3	$(9 - 3) + (17 - 12) = 11$

Average Wait Time: $(9+2+12+11) / 4 = 8.5$

Multiple-Level Queues Scheduling

Multiple-level queues are not an independent scheduling algorithm. They make use of other existing algorithms to group and schedule jobs with common characteristics.

- Multiple queues are maintained for processes with common characteristics.
- Each queue can have its own scheduling algorithms.
- Priorities are assigned to each queue.

For example, CPU-bound jobs can be scheduled in one queue and all I/O-bound jobs in another queue. The Process Scheduler then alternately selects jobs from each queue and assigns them to the CPU based on the algorithm assigned to the queue.